

CHF OFFICIAL WEBSITE:
WWW.COLLIEHEALTH.ORG

OFFICERS

Helga Kane
President
PHKANE@aol.com

Carmen Leonard
Vice President
LisaraCollies@aol.com

Nancy McDonald
Vice President
nancy@collieexpressions.com

Lori Montero
Secretary
LoriMarCollies@carolina.rr.com

Robette Johns
Treasurer
robettejohns@aol.com



BOARD OF DIRECTORS

Cindi Bossart, DVM
Argentcol@aol.com

William K. Brokken, MD
Foremost@cox.com

Peggy Darington
penrhyn@hollinet.com

David Hansen, DVM
colliedoc@aol.com

Gary Jordan
Gjordan.ct@att.net

Gayle Kaye
Chelscolly@aol.com

Jeanne Marre
JeanneA664@aol.com

Heidi Mendez
HeidiA45@aol.com

Pati Merrill
PatiMer@aol.com

Gerrie Oliver
gerrieoliver@hotmail.com



Newsletter Editor:
Lori Montero
LoriMarCollies@carolina.rr.com



summer 2007
Volume 20, Issue 2

"... To Foster and promote the study of and research on the ... particular problems of collies ..."

From the President, Helga Kane
36 Hitching Post Drive, Rolling Hills Estates, CA 90274
Phone: 310-547-1053 / Email: PHKANE@aol.com

Hard work and dedication always bring good results as evidenced by the success of the 2007 CCA National Specialty in North Carolina. Janet Robinson and her industrious show committee are to be commended for putting together such a spectacular event and we extend sincere thanks to them for all the consideration and assistance given to the Collie Health Foundation during this occasion.

Congratulations and gratitude go to our own Laura LaBounty for her achievements in arranging for all our day auctions as well as the marvelous CHF Dinner/Auction that was held on Thursday night. Due to the judging running late, the start of the dinner had to be delayed somewhat – but there were no complaints from the 250 diners who enjoyed the delicious meal that was served. It was a real treat to have Dr. Karen Munana, from North Carolina State University as our guest speaker. Her presentation was lively and interesting as well as informative. Thanks to Nancy McDonald for making the arrangements for Dr. Munana to speak to us.

The Live Auction started immediately after and with three talented auctioneers like Jim Efron, Bob Kelly and Grant Merrill you really can't go wrong. I heard many favorable comments about the great job Leigh Cohen did in decorating the tables with a race car theme. Our thanks go to Jan Coak and Chenoa Braucher for handling the 50/50 Raffle at the dinner for us again. It certainly seemed that everyone was having a most enjoyable time while making those needed dollars for the Collie Health Foundation. During the dinner the President's Trophy, given for outstanding service to the Foundation, was presented to Jeanne Marre. Jeanne has been a very capable and tireless worker for CHF for many years and has always been ready to take on any task asked of her. She is a most worthy recipient of this award.

Our gratitude goes to the many people who helped make all the Foundation events at CCA another huge success this year. A BIG THANK YOU to all the Corporators, who showed up, as scheduled by Joanne Huff, to put in some time at the auction tables on each of the days. Every one of them that I talked to seemed to be having a great time working the table and chatting with the exhibitors who came to bid on the large variety of items. Because we were set up in such a good spot – you could keep an eye on the judging rings while putting in your time at the table. Of course, Norman Markese was there every day, as usual, to make sure that everything ran smoothly. As was our dedicated Treasurer, Robette Johns, to keep an eye on Collie Health Foundation funds. Meanwhile, Diane Kwiatkowski and her hard-working assistants held court at the other end of the building selling CHF Promotional items that were so nicely displayed. And speaking of displays, I have to mention that never before have I seen our National Trophies displayed as beautifully as they were at this National show. I'm sure Lori Montero was delighted to get her house back in order after acting as custodian to all the treasures collected for our auctions. I imagine they took up a lot of space for all those months.

Now that the National is in the history books we can all start looking forward to going to The Gathering at Sunnybank to be held August 18 & 19 2007. This year's theme is "The Heart of a Collie", a topic taken from one of Terhune's books. I'm sure that, as always, Gerrie Oliver and her committee will make sure that everyone has a great time and will take home some wonderful memories to treasure.

Helga



Treasurer's Report—submitted by Robette Johns



Net Worth—as of June 21st, 2007

Bank of America Checking Account	\$ 33,360.27
Bank of America Money Market Account	\$ 52,070.22
PayPal Account—5.04%	\$ 3,925.05
Wachovia Money Market Account	\$ 28,899.66
Rickenbaugh—Money Market Account—2%	\$ 12,510.81
Zimmerman Fund	\$ 16,743.11
Morgan Stanley Active Assets Money Trust—4.89%	\$ 34,386.73
Total—Bank Accounts, Money Market Accounts & CDs	\$181,895.85
Total—Corporate Bonds Market Value 05/31/07—Yield 6.07%	\$220,958.90
US Gov't Agency Bonds Market Value 05/31/07—Yield 5.25%	\$ 50,929.75
Equities—Market Value 05/31/07	\$ 426.40
<u>TOTAL NET WORTH</u>	<u>\$454,210.90</u>

For additional financial information, contact:
 Robette Johns, Treasurer Email: robettejohns@aol.com
 Collie Health Foundation, Inc.
 6976 Coyote Trail, Oak Hills, CA 92345

CHF "NEWS YOU CAN USE" ...



Planning a Seminar?

In order to bring our Collie Fanciers the latest health information, The Collie Health Foundation's Education Resource Committee is ready to accept applications for financial assistance to CHF Member Clubs seeking to host educational seminars.

Applications should be submitted to:
 Carmen Leonard, Chairman
 CHF Education Resource Committee
 255 A.R. Oliver Road
 Scottsville, KY 42164
 or call (270) 622-8327 for details.

CHF Education Resource Committee members include Patt Caldwell and Brenda Shreve.

Planning a Specialty Show?

Need a trophy for Best Junior Handler?

The Collie Health Foundation is pleased to offer a Foundation membership as a trophy for Best Junior Handler to each member club, once a year, at (one of) the member club's specialty show. Interested member clubs should request an application by contacting :

Michele Brane
 155 Silene
 Pittsboro, NC 27312
 Phone: (919) 542-3010
 Email: Michele@branestorm.com

The Foundation is pleased to support our junior handlers ...
 future protectors and champions of our beloved breed!

An Update on the CHF Juniors' Membership Program

As you know, the Collie Health Foundation has available a certificate for the High Scoring Junior at specialty shows being held by clubs who are members of CHF. This is a great way to introduce our Juniors to the work that the Collie Health Foundation does, and encourage them to be concerned about the health issues our collies (unfortunately) have.

During the year, I generally receive 4 or 5 requests for certificates in addition to those we give out at the National. As I keep a set printed and ready to go, I can get them in the mail quickly once I get a request. The only requirement on the part of the presenting club is that they be a current member of the CHF. There is no charge for the certificate! All I ask is that you give me a minimum of a few weeks notice to get it to you.

The Junior handler who receives the award must simply return the return card that comes with the certificate to me with their name and mailing information, and indicate whether they want a one year membership in CHF, or to make a memorial donation if they are already a member. I then mail the card to Peggy Darington, who handles the details.

Unfortunately, I don't seem to get back the return cards very often. For example, six certificates were given at the Collie Club of America National Specialty Show in Concord, NC in March. To date, I have received TWO return cards. Where are the other four???



Clubs who give the certificates might want to let the Junior Handler know that if they don't return the card, nothing happens! No membership. No donation.

Thanks to all the clubs who have participated in this program, and I hope to hear from more of you for the Fall and Winter specialty show seasons.

Michele Brane

COLLIE HEALTH FOUNDATION NEWSLETTER

GRANTS COMMITTEE REPORT FOR 2007

Stephen M. Johns, Chairman

The Collie Health Foundation Board of Directors voted to directly fund two grants effective July 1, 2007.

They are:

“Is the MDR-1 Gene Associated with treatment Response in Collies with Epilepsy?”

Researcher: Karen Munana, DVM, MS Associate Professor
Department of Clinical Services
College of Veterinary Medicine
North Carolina State University

Term: 1 year

Amount: \$6708

“Pregabalin Therapy for Refractory Idiopathic Epilepsy in Dogs”

Researcher: Curtis W. Dewey, DVM, MS Associate Professor
Department of Clinical Services
College of Veterinary Medicine
Cornell University

Term: 1 year

Amount: \$8,860

AKC CANINE HEALTH FOUNDATION—REVIEW OF SCIENTIFIC PROGRESS
(all grants funded by CHF in partnership with AKC/CHF)

Grant #257 Titled: Investigation of Predictors of Outcome for Canine Mast Cell Tumors

Principal Investigator: Elizabeth M. Whitley, DVM, PhD

Research Institution: Auburn University Length of Grant: 2 years

Performance Summary: The investigators are continuing to try to accomplish Aim 3 and have now had some success in obtaining cultures of mast cell tumors. They have been diligent and are requesting a no cost extension. Given that Aims 1 and 2 were accomplished and work on 3 is quite promising, this is reasonable.

Objectives completed: 2/3, but 3 is progressing

Significant Accomplishments: the establishments of canine mast cell cultures; this will allow detailed biochemical, immunological and molecular experiments to be performed.

Grant #272 Titled: Oligonucleotide Microarray Gene Expression Profiling of Canine Lymphoma

Principal Investigator: William C. Kisseberth, DVM, PhD

Research Institution: Ohio State University Length of Grant: 2 years

Performance Summary: The project is woefully behind schedule and a no cost extension has been requested; at least the tumor samples have been classified by this is the ONLY change from the previous progress report; I am reluctantly approving this because it SHOULD be possible to generate data now; however, the PI needs to be told in no uncertain terms that unless this is completed by September 2007 I will not approve and will strongly recommend cessation of funding; this report and progress on this grant is abysmal.

Objectives completed: None

Significant Accomplishments: None

Thoughts about the COLLIE HEALTH FOUNDATION


Submitted by
Steve Johns

It has been brought to my attention a couple of times recently that there is a misunderstanding in the Collie world about how a charitable foundation manages its funds. People say to me that they don't need to donate to the Foundation because it already has \$400,000. This is a misunderstanding of how the Foundation (and all charitable foundations) work.

A charitable foundation has a fiduciary responsibility to its donors to responsibly manage the donated funds. This is usually taken to mean preserving them while using the income for charitable purposes. The American Kennel Club Canine Health Foundation (AKC/CHF) is a good case in point. In 2006, they ended the year with Total Assets of \$9,805,268 – up from \$8,464,895 in 2005. In 2006, they funded Grants totaling \$3,162,597, up from \$2,898,361 in 2005. You can see that they increased Total Assets \$1,320,373 from 2005 to 2006 while increasing Grants funded by only \$264,236. They aren't trying to run their assets down to zero, they are trying to increase them.

The ideal for a charitable foundation is to have enough assets to fund their work without decreasing their assets. The greater their assets, the more they can fund. The Harvard University Endowment stands at over \$25 Billion. No one says they won't donate because Harvard has too much.

The advantage of having over \$400,000 in the bank (so to speak) is that if the “perfect” research project does come along, we can fund it. Meanwhile, we will continue to solicit proposals from research institutions and work with AKC/CHF to fund what research we can to improve the health of our Collies.



Progress Report: Osteoprotegerin and Receptor Activator β Ligand (RANKL) Expression in Normal and Osteoarthritic Canine Coxofemoral Joint Articular Cartilage**Institution: Louisiana State University
Principal Investigator: Mandi J. Lopez, DVM**

Articular cartilage was harvested immediately post-mortem from corresponding zones on the acetabulum and femoral head of one coxofemoral joint (CFJ) of 6 normal and 6 OA adult dogs (2 years of age). The central section of each articular surface was prepared for light microscopy. Samples from zones on each articular surface were used. Half of each sample was used for mRNA expression levels (osteoprotegerin (OPG), receptor activator β ligand (RANKL), aggrecan, and the alpha 1 chain of collagen II (COL2 1)) using TaqMan technology while the other half was used for compositional analysis. Percent wet weights of sulfated proteoglycan, protein, total collagen, and DNA in the cartilage were also determined. Cartilage condition was confirmed on H&E and safranin O stained sections. mRNA expression levels and percent wet weight composition were compared between cartilage zones. Additionally, correlations between mRNA levels and composition were examined.

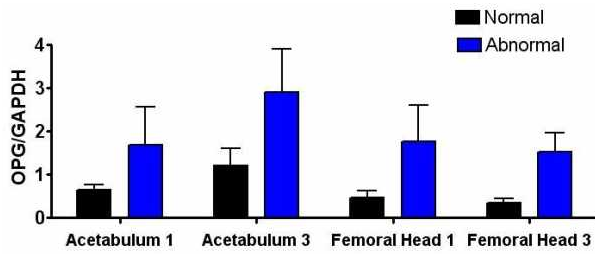
There was a trend for the expression of OPG to be higher in all zones of the osteoarthritic cartilage ($p = 0.06$) (Fig. 1A). Normal cartilage had significantly higher amounts of sulfated proteoglycan than the osteoarthritic cartilage in all zones (Fig. 1B). Protein was significantly higher in osteoarthritic cartilage from femoral head zone 3 than the normal cartilage from acetabulum zone 1 (Fig. 1C). The amount of DNA present in normal cartilage was significantly higher in both femoral head and acetabular zones compared to those in osteoarthritic cartilage (Fig. 1D). In normal cartilage, COL2 1 mRNA expression levels were negatively correlated with the percent wet weight of both sulfated proteoglycan and protein ($r^2=0.26$, $p=0.005$; $r^2=0.18$, $p=0.04$), and there was a negative correlation between the ratio of OPG/RANKL mRNA expression levels with the percent wet weight of DNA ($r^2=0.34$, $p=0.003$). There was also a negative correlation between the COL2 1 mRNA expression levels with the percent wet weight of DNA in osteoarthritic cartilage ($r^2=0.26$, $p=0.01$).

The tendency of OPG mRNA levels to be higher in osteoarthritic cartilage has been demonstrated before and may indicate a direct relationship between OPG expression and OA.¹ Higher proteoglycan in normal versus osteoarthritic cartilage is due to OA associated proteoglycan loss.² Increased protein levels in osteoarthritic cartilage may represent higher levels of matrix enzymes and inflammatory mediators.^{3,4} Lower DNA levels in osteoarthritic versus normal cartilage are consistent with cellular apoptosis and tissue loss in abnormal tissue.⁵ The negative correlation between COL2 1 mRNA expression levels and both protein and proteoglycan in normal cartilage is consistent with a lower turnover rate of collagen II versus protein and proteoglycan consistent with normal cartilage homeostasis. The negative correlation between the OPG/RANKL ratio mRNA levels and DNA may reflect upregulation of OPG and associated cell apoptosis.⁵ The negative correlation between COL2 1 mRNA expression levels with the percent wet weight of DNA in osteoarthritic cartilage is consistent with a phenotypic switch of cells to a catabolic state or down regulation of matrix synthesis.⁶ These results support an upregulation of OPG in osteoarthritic cartilage and provide the foundation for future studies in this area to inhibit or prevent the progression of osteoarthritis characteristic of hip dysplasia. This study is the first of its kind in the dog, and information from this investigation will substantially contribute to knowledge surrounding canine osteoarthritis. We are grateful to the Collie Health Foundation for supporting this novel investigation. A manuscript is currently being prepared and will be submitted to the American Journal of Veterinary Research for review within the next six months. A manuscript proof will be submitted to the Collie Health Foundation when it is available.

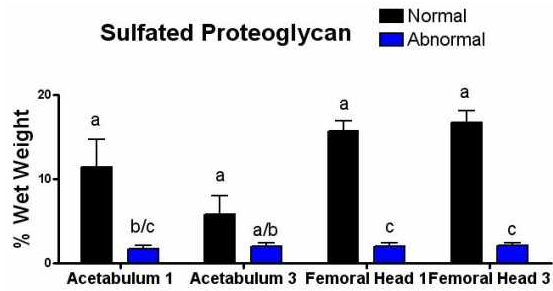
(continued on page 7)

(continued from page 6)

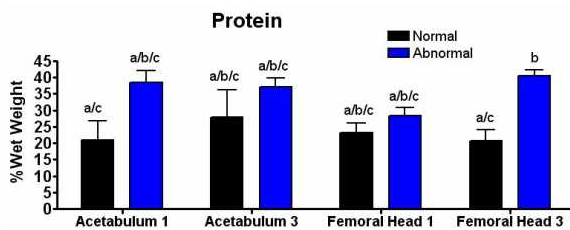
A.



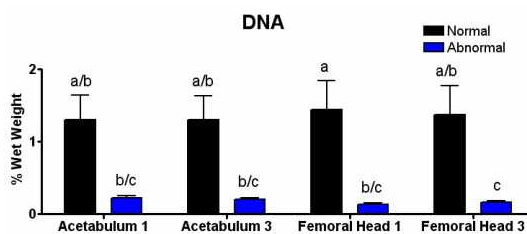
B.



C.




D.



Reference List

- (1) Komuro H, Olee T, Kuhn K et al. The osteoprotegerin/receptor activator of nuclear factor kappaB/ receptor activator of nuclear factor kappaB ligand system in cartilage. *Arthritis Rheum.* 2001;44: 2768-2776.
- (2) Martin JA, Buckwalter JA. Roles of articular cartilage aging and chondrocyte senescence in the pathogenesis of osteoarthritis. *Iowa Orthop J.* 2001;21:1-7.
- (3) Goldring MB. The role of cytokines as inflammatory mediators in osteoarthritis: lessons from animal models. *Connect Tissue Res.* 1999;40:1-11.
- (4) Goldring MB. The role of the chondrocyte in osteoarthritis. *Arthritis Rheum.* 2000;43:1916-1926.
- (5) Moran CS, McCann M, Karan M, Norman P, Ketheesan N, Golledge J. Association of osteoprotegerin with human abdominal aortic aneurysm progression. *Circulation.* 2005;111:3119-3125.
- (6) Tchetina EV, Squires G, Poole AR. Increased type II collagen degradation and very early focal cartilage degeneration is associated with upregulation of chondrocyte differentiation related genes in early human articular cartilage lesions. *J Rheumatol.* 2005;32:876-886.



“Blood, Sweat and Cheers!” A win-win opportunity for Collie owners!

Purebred dog owners can now contribute to research that will improve diagnostic testing for hypothyroidism in affected dogs. We have a chance to collect important laboratory data for our individual animals and contribute to a study which may affect the way hypothyroidism is diagnosed in these breeds. Don't miss your chance to participate!

The Collie Health foundation has funded a study to determine breed-specific reference intervals for thyroid hormone concentrations in samples from healthy pure-bred dogs. Rebecca Davies, PhD, from the University of Minnesota Veterinary Diagnostic Laboratory is conducting the study which includes several breeds (**Collies, Keeshonden, Alaskan Malamutes, and Samoyeds** are now being recruited). Dr. Davies is currently looking for Collie volunteers.

Hypothyroidism is caused by an inability of the thyroid gland to produce enough thyroid hormones. Thyroid hormones regulate the metabolism of the entire body. Veterinarians diagnose hypothyroidism by requesting measurement of the concentration of thyroid hormones in serum. These values are then compared to a reference interval derived from tests done on samples taken from groups of normal dogs, generally without regard to breed. In some breeds (Greyhound, for instance), normal, healthy dogs have thyroid hormone concentrations that do not 'fit' with the general thyroid hormone reference intervals. This may result in dogs being incorrectly classified as hypothyroid, and perhaps inappropriately put on thyroid medication and/or removed from breeding programs. Dr. Davies' study will determine breed-specific reference intervals for thyroid hormones using serum from purebred dogs that have been clinically screened to affirm their healthy status. Data from this study will then be available for comparison when dogs from these breeds need thyroid diagnostics as part of their health care. Data will also be compared to that found in the other breeds to determine if significant differences in thyroid hormone reference intervals exist among breeds.

So how can you get involved? Consider helping to supply the **blood** (and urine) samples needed. Enroll your dog in this study. Dr. Davies needs healthy dogs from these breeds between 1 and 8 years of age. Dogs can be on heartworm and flea and tick medication but cannot be on other drugs. Dogs must be off any drug therapy (eye or ear drops, antibiotics, steroids etc) for at least 12 weeks prior to enrolling in the study. Dogs with chronic health concerns should not be enrolled. Dogs previously diagnosed with thyroid problems or that show signs of thyroid problems (obesity, lethargy, poor hair coat, infertility) are not eligible to participate. Please do not enroll animals that you suspect may have 'thyroid issues'. *The appropriate dogs are those that you are most convinced are healthy, fit, and robust animals.* In order to participate dogs must be:

- Between 1 and 8 years of age
- Healthy (no medications or signs of illness)
- AKC registered, or provide evidence of pure-bred status
- Females should not be pregnant or in season
- Animals must be fasted for at least 6 hours prior to sampling

Now, for the **sweat** part of this opportunity! In order to participate outside of the Minnesota metro area (free sampling clinics are available at the University of Minnesota for local dog owners) owners must arrange with their veterinarian for proper sample collection and physical exam of their dog. A limited number of enrollees will be accepted (up to 100 dogs are needed for each breed). If your veterinarian donates his or her time to help you participate in this study (**Cheers!**), please let Dr. Davies know. At the end of the study, all participating veterinarians that donated their services will receive a letter of thanks and a summary of the results when available.

Participating dogs will undergo a physical examination and your veterinarian will need to collect urine and blood (for a complete blood count (CBC), blood chemistry profile, urinalysis, and thyroid levels) samples for the study. Dog owners must pay the fees (**Sweat**) associated with the physical exam and sample collection procedures. Dr. Davies will pay for shipping the samples collected by your veterinarian to her laboratory for analysis. Dogs will be screened for healthy attributes using the results of the physical exam and the initial blood tests (CBC, chemistry profile, and urinalysis). If data are consistent with a healthy status, the thyroid panel (T4, Free T4 by dialysis, TgAA and TSH) .

(continued on page 9)

COLLIE HEALTH FOUNDATION NEWSLETTER

(continued from page 8)

of tests will be determined. Results of all tests which are run (screening only, or screening + thyroid tests) will be reported to the owner (Cheers!). The University of Minnesota Endocrine Lab, directed by Dr. Davies, is an OFA approved laboratory. Therefore, owners may also choose to have the thyroid levels done and reported to OFA. OFA has graciously waived the thyroid registration fee (**Cheers!**). If the dog is not passed into the thyroid testing part of the study (due to abnormalities found during the initial screening), the owner may request having the thyroid levels run at the owner's expense. Volunteers will receive comprehensive laboratory data at no charge to the owner. More importantly, you will have the pride in knowing that you have participated in an opportunity to improve the health management of your favorite breed (**Cheers!**).

To participate:

1. Please contact Dr. Davies (rdavies@umn.edu or 612-626-0168) and request a "Blood, Sweat and Cheers" packet in order to participate in the University of Minnesota Thyroid Project. The packet will contain:

- a. A health questionnaire that needs to be completely filled out and returned with the blood and urine samples.
- b. A client consent form which needs to be signed and returned with the study samples.
- c. A letter to your veterinarian which describes the study and requirements for the physical exam and sample collections.
- d. A frequently asked question form to provide additional information.

Please include the breed, sex, date of birth of your dog and your complete contact details in your initial email. The names, address, phone number and email address of your veterinarian is also required.

2. Discuss the study and requirements with your veterinarian and schedule an appointment for a Monday, Tuesday or Wednesday (to allow for over-night delivery to Minnesota laboratories prior to Friday). Once the appointment is made, notify Dr. Davies (rdavies@umn.edu or 612-626-0168) so that she can officially enroll your dog into the study. Dr. Davies will need to discuss the collection with your veterinarian by email prior to final enrollment and sample submission. Sample collection and shipping timing are critical to sample acceptance so it is important to have all three parties (owner, veterinarian and Dr. Davies) in communication regarding dog enrollment.

Samples that are received without going through the enrollment procedure cannot be analyzed.

This project is supported by the American Kennel Club Canine Health Foundation, the Collie Foundation and the Orthopedic Foundation for Animals.



COLLIE HEALTH FOUNDATION NEWSLETTER

Wearing the logo shows you care ...

ITEM	PRICE	SIZE	QUANTITY	COLOR	SHIPPING	TOTAL
14 oz Stainless Steel Mug w/black ink logo	\$ 5.00				\$ 2.90	
22 oz. Bike Bottle w/logo & blue pull top	\$ 1.00				\$.80	
CHF Note Cards—package of 10, with envelopes, illustrated CHF logo on ivory card stock, blank inside	\$ 8.00				\$ 1.20	
License plate frame white w/red letters	\$ 1.00				\$.60	
Garden flag, nylon, blue w/white logo, 12" x 18"	\$ 9.00				\$.60	
Grooming table towel—white terrycloth w/silk-screened logo in black ink, 25" x 50"	\$ 7.00				\$ 4.60	
20th Anniversary Limited Edition Chair-in-a-bag—navy blue, CHF logo & lettering embroidered on back, can/cup holder, pockets	\$ 35.00				\$34.80	
"Time of Glory" Tapestry Throw—Artist Cindy Alvarado—50"x56"	\$ 50.00				\$ 8.95	
Tote bag by Toppers, 100% cotton canvas, w/embroidered logo Colors: Natural w/Forest Green / 21-1/2" x 16" x 7", w/ 26" handles	\$ 15.00				\$ 2.90	
SUNNYBANK ITEMS						
Tote Bag—2005 Sunnybank—Terhune Book Covers, natural w/black handles	\$ 10.00				\$ 1.75	
Grey Mist Note Cards—Honoring the Collies of APT. Packages of 10, with envelopes, blank inside, Size is 4-3/4" x 7"	\$ 10.00				\$ 1.75	
Grey Mist Candle—6" high x 2-1/2" wide, print is screened on candle. Specify color/scent: White/Gardenia or Ivory/Vanilla	\$ 5.00				\$ 5.80	
CLOTHING						
Denim Shirt, long sleeve button down w/embroidered logo Sizes: Sm—5XL Colors: Denim blue, Khaki, Natural	\$25.00				\$ 5.80	
Polo shirt, Jerzees brand solid pique, embroidered logo on left side Sizes: Sm—XL Colors: Butter, Green Mist, Grey, Khaki, Natural Sizes: Sm—4XL Colors: those above plus Forest Green, Red, Maroon, Navy, Royal Blue, White	\$20.00				\$ 4.10	
Fleece Jacket w/embroidered logo / Specify full or quarter zipper Sizes: Sm—3XL Colors: Grey, Gold, Navy, Red	\$42.00				\$ 5.80	
For Children: Bib Overalls—denim, w/embroidered logo on bib, Sizes 12M, 18M, 24M	\$25.00				\$ 4.60	
Baby Bib—100% cotton w/Velcro closure, Custom embroidery available, One Size, White only	\$11.00				\$ 1.75	
Sweatshirt w/silk-screened logo—Sizes Sm-3XL Colors: Baltic Blue, Cardinal Red, Forest Green, Khaki, Maroon, Natural, North Carolina Blue, Grey, Purple, Navy, Red, White	\$20.00				\$ 6.40	
Sweatshirt, Zippered/Hooded w/silk-screened logo Sizes Sm-3XL Colors: Forest Green, Maroon, Navy, Grey, Red, Royal Blue	\$25.00				\$ 7.00	
Tee Shirt w/silk-screened logo—Sizes Sm-4XL Colors: Aqua, Baltic Blue, California Blue, Cardinal Red, Cornflower Blue, Dark Lavender, Deep Purple, Forest Green, Gold, Green Mist, Island Yellow, Jade, Kelly Green, Khaki, Maroon, Natural, Grey, Pink, Navy, Red, Royal Blue, White, Yellow Haze	\$10.00				\$ 2.90	
Customer Information: Phone: _____ Email: _____ NAME: _____ ADDRESS: _____ CITY: _____ STATE: ____ ZIP: _____ Send orders to: Diane Kwiatkowski—10750 West Road, Albion, PA 16401 Phone: 814-756-5649 / Email: Wyndeswept@velocity.net	United States Postal Service—Priority Mail (Number of ounces divided by 16 x \$4.05) For orders shipped outside the U.S., please contact Diane in advance for charges.			Sub-Total: \$ _____ Shipping: \$ _____ TOTAL: \$ _____		

COLLIE HEALTH FOUNDATION NEWSLETTER

**The COLLIE HEALTH FOUNDATION
OFFERS FOR SALE**

an Emergency Bloat Kit!

The Collie Health Foundation is proud to offer a "Bloat Kit" to help you protect your Collie from avoidable distress while you make arrangements to get him professional help! Designed and outfitted by Veterinarian Dr. Cindi Bossart, knowing how to use this kit while you wait for emergency help, can save the lives of your Collies!

\$25 (includes S/H) - checks payable to CHF

All Profits from the sale of this kit go toward funding CHF projects to eliminate genetic defects in Collies!

Order From:

**Judy Porter
303 Chalfonte Drive
Catonsville, MD 21228
410-788-2173 / FidelisCol@aol.com**



BLOAT KIT CONTENTS:

- 1. Foal tube
- 2. K-Y jelly
- 3. 4" Vet wrap
- 4. 14g x 1-1/2 needle
- 5. Simethicone Liquid (Gas-X)**
(**not included--please purchase at your local pharmacy)

Please Note: complete instructions are included, including photos

2007 MEMBERSHIP AND CONTRIBUTION FORM

Individual Membership	\$25
Family Membership	\$40
Sustaining Membership	\$100
Patron	\$500
Benefactor	\$1,000

Renew your Membership today! All Donations are tax deductible. Please circle the appropriate membership category and send your check (US funds only), payable to the Collie Health Foundation or CHF and mail to:

Peggy Darington, PO Box 2365, Hollister, CA 95024
Phone 831-636-0138 / Email: penrhyn@hollinet.com

NAME: _____

Mailing Address: _____

City: _____ State: _____ Zip: _____

Telephone: _____ Email: _____

AMOUNT ENCLOSED: _____